


Site Usage

 **82,121 Visits**


Previous: 62,921 (30.51%)

 **43.83% Bounce Rate**


Previous: 38.86% (12.80%)

 **476,818 Pageviews**


Previous: 407,003 (17.15%)

 **00:03:19 Avg. Time on Site**

Previous: 00:03:49 (-12.97%)

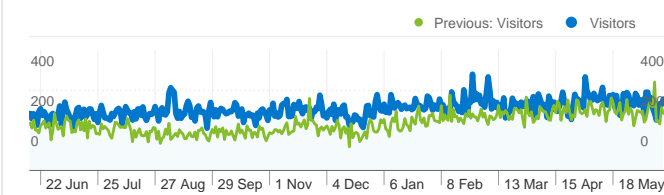
 **5.81 Pages/Visit**

Previous: 6.47 (-10.24%)

 **68.70% % New Visits**

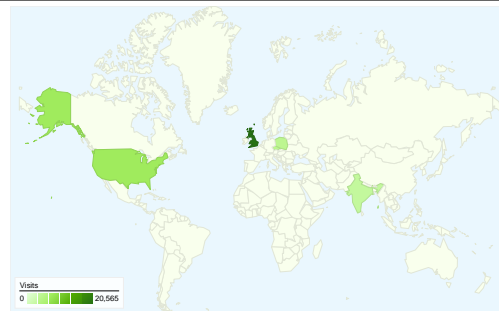
Previous: 66.85% (2.77%)

Visitors Overview

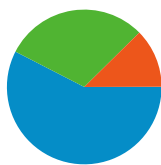


Visitors
57,858

Map Overlay

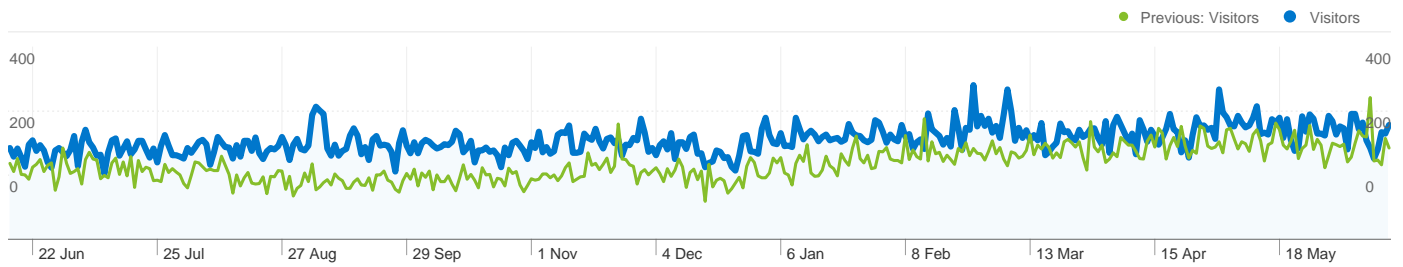


Traffic Sources Overview



- **Search Engines**
47,258.00 (57.55%)
- **Referring Sites**
24,678.00 (30.05%)
- **Direct Traffic**
10,165.00 (12.38%)
- **Other**
20 (0.02%)

Content Overview		
Pages	Pageviews	% Pageviews
/image_archive4.htm		
16 Jun 2009 - 16 Jun 2010	44,384	9.31%
16 Jun 2008 - 16 Jun 2009	27,413	6.74%
% Change	61.91%	38.20%
/photo_gallery2.htm		
16 Jun 2009 - 16 Jun 2010	41,092	8.62%
16 Jun 2008 - 16 Jun 2009	33,869	8.32%
% Change	21.33%	3.56%
/image_archive2.htm		
16 Jun 2009 - 16 Jun 2010	38,467	8.07%
16 Jun 2008 - 16 Jun 2009	38,509	9.46%
% Change	-0.11%	-14.73%
/for_sale.htm		
16 Jun 2009 - 16 Jun 2010	32,676	6.85%
16 Jun 2008 - 16 Jun 2009	36,305	8.92%
% Change	-10.00%	-23.17%
/index.htm		
16 Jun 2009 - 16 Jun 2010	28,323	5.94%
16 Jun 2008 - 16 Jun 2009	30,205	7.42%
% Change	-6.23%	-19.96%



57,858 people visited this site

 **82,121 Visits**


Previous: 62,921 (30.51%)

 **57,858 Absolute Unique Visitors**

Previous: 43,029 (34.46%)

 **476,818 Pageviews**


Previous: 407,003 (17.15%)

 **5.81 Average Pageviews**

Previous: 6.47 (-10.24%)

 **00:03:19 Time on Site**

Previous: 00:03:49 (-12.97%)

 **43.83% Bounce Rate**

Previous: 38.86% (12.80%)

 **68.70% New Visits**

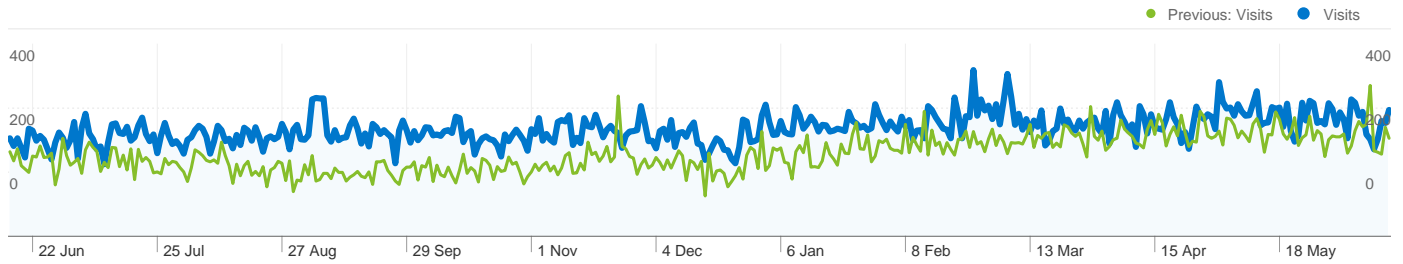
Previous: 66.85% (2.77%)

Technical Profile

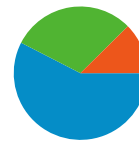
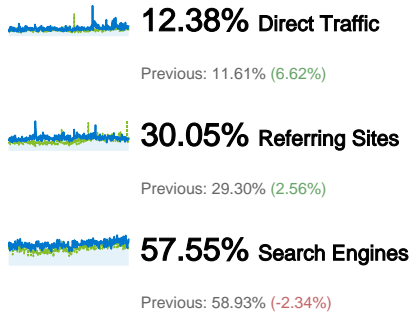
Browser	Visits	% visits	Connection Speed	Visits	% visits
Internet Explorer			Unknown		
16 Jun 2009 - 16 Jun 2010	40,636	49.48%	16 Jun 2009 - 16 Jun 2010	32,722	39.85%
16 Jun 2008 - 16 Jun 2009	37,551	59.68%	16 Jun 2008 - 16 Jun 2009	23,467	37.30%
% Change	8.22%	-17.09%	% Change	39.44%	6.84%
Firefox			DSL		
16 Jun 2009 - 16 Jun 2010	28,964	35.27%	16 Jun 2009 - 16 Jun 2010	30,019	36.55%
16 Jun 2008 - 16 Jun 2009	19,344	30.74%	16 Jun 2008 - 16 Jun 2009	24,368	38.73%
% Change	49.73%	14.72%	% Change	23.19%	-5.61%
Opera			Cable		
16 Jun 2009 - 16 Jun 2010	4,906	5.97%	16 Jun 2009 - 16 Jun 2010	12,624	15.37%
16 Jun 2008 - 16 Jun 2009	3,472	5.52%	16 Jun 2008 - 16 Jun 2009	9,102	14.47%

% Change	41.30%	8.27%
Chrome		
16 Jun 2009 - 16 Jun 2010	4,121	5.02%
16 Jun 2008 - 16 Jun 2009	691	1.10%
% Change	496.38%	356.95%
Safari		
16 Jun 2009 - 16 Jun 2010	2,328	2.83%
16 Jun 2008 - 16 Jun 2009	1,363	2.17%
% Change	70.80%	30.87%

% Change	38.69%	6.27%
T1		
16 Jun 2009 - 16 Jun 2010	3,185	3.88%
16 Jun 2008 - 16 Jun 2009	2,550	4.05%
% Change	24.90%	-4.30%
Dialup		
16 Jun 2009 - 16 Jun 2010	2,550	3.11%
16 Jun 2008 - 16 Jun 2009	2,237	3.56%
% Change	13.99%	-12.66%



All traffic sources sent a total of 82,121 visits



- **Search Engines**
47,258.00 (57.55%)
- **Referring Sites**
24,678.00 (30.05%)
- **Direct Traffic**
10,165.00 (12.38%)
- **Other**
20 (0.02%)

Top Traffic Sources

Sources	Visits	% visits	Keywords	Visits	% visits
google (organic)			jawa		
16 Jun 2009 - 16 Jun 2010	40,977	49.90%	16 Jun 2009 - 16 Jun 2010	1,279	2.71%
16 Jun 2008 - 16 Jun 2009	31,820	50.57%	16 Jun 2008 - 16 Jun 2009	1,835	4.95%
% Change	28.78%	-1.33%	% Change	-30.30%	-45.32%
(direct) ((none))			jawa motorcycles		
16 Jun 2009 - 16 Jun 2010	10,165	12.38%	16 Jun 2009 - 16 Jun 2010	833	1.76%
16 Jun 2008 - 16 Jun 2009	7,305	11.61%	16 Jun 2008 - 16 Jun 2009	462	1.25%
% Change	39.15%	6.62%	% Change	80.30%	41.46%
images.google.pl (referral)			jawa cz		
16 Jun 2009 - 16 Jun 2010	1,652	2.01%	16 Jun 2009 - 16 Jun 2010	831	1.76%
16 Jun 2008 - 16 Jun 2009	872	1.39%	16 Jun 2008 - 16 Jun 2009	838	2.26%
% Change	89.45%	45.16%	% Change	-0.84%	-22.20%
images.google.com (referral)			jawa owners club		
16 Jun 2009 - 16 Jun 2010	1,622	1.98%	16 Jun 2009 - 16 Jun 2010	819	1.73%
16 Jun 2008 - 16 Jun 2009	1,339	2.13%	16 Jun 2008 - 16 Jun 2009	774	2.09%
% Change	21.14%	-7.19%	% Change	5.81%	-16.98%
yahoo (organic)			jawa cz owners club		
16 Jun 2009 - 16 Jun 2010	1,585	1.93%	16 Jun 2009 - 16 Jun 2010	657	1.39%
16 Jun 2008 - 16 Jun 2009	1,531	2.43%	16 Jun 2008 - 16 Jun 2009	666	1.80%

% Change

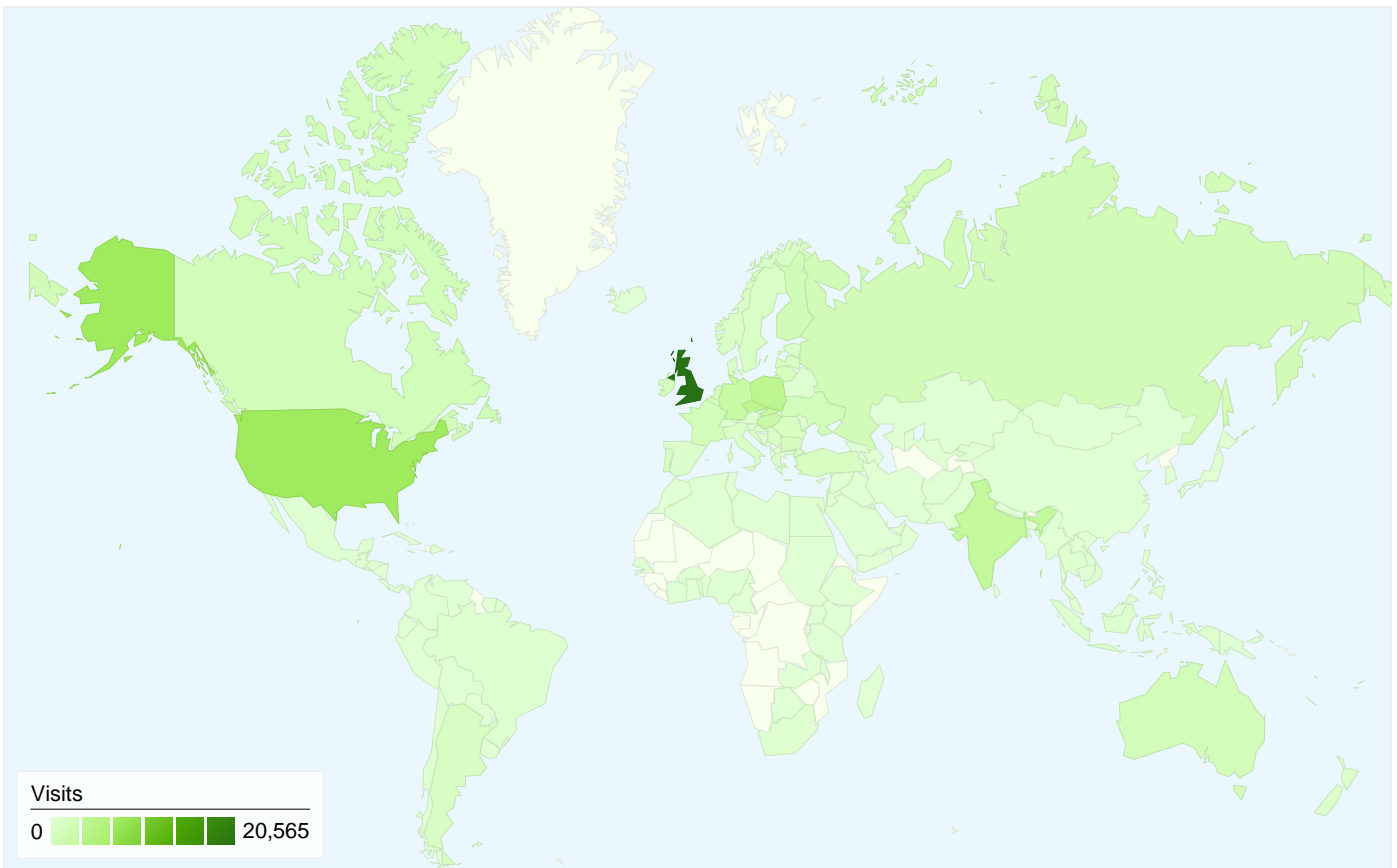
3.53%

-20.68%

% Change

-1.35%

-22.60%



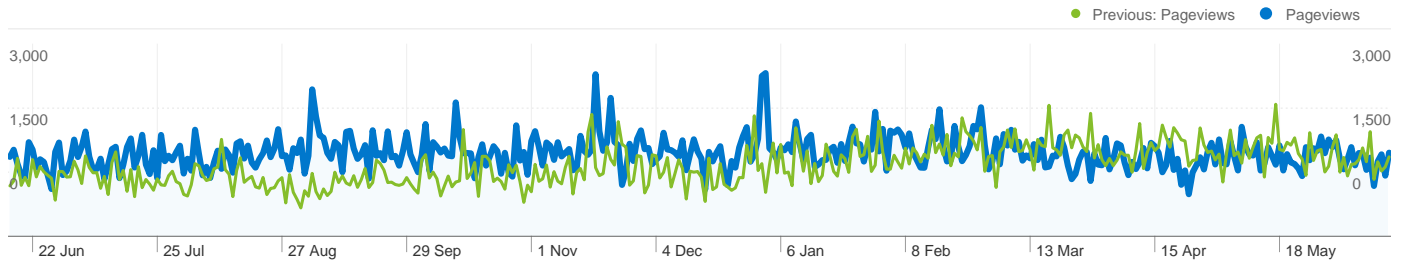
82,121 visits came from 167 countries/territories

Site Usage


Visits	Pages/Visit	Avg. Time on Site	% New Visits	Bounce Rate	
82,121 Previous: 62,921 (30.51%)	5.81 Previous: 6.47 (-10.24%)	00:03:19 Previous: 00:03:49 (-12.97%)	68.82% Previous: 67.01% (2.69%)	43.83% Previous: 38.86% (12.80%)	
Country/Territory	Visits	Pages/Visit	Avg. Time on Site	% New Visits	Bounce Rate
United Kingdom					
16 Jun 2009 - 16 Jun 2010	20,565	6.04	00:03:57	56.92%	33.07%
16 Jun 2008 - 16 Jun 2009	19,473	6.40	00:04:16	52.29%	29.19%
% Change	5.61%	-5.66%	-7.31%	8.85%	13.28%
United States					
16 Jun 2009 - 16 Jun 2010	7,285	4.51	00:02:55	74.92%	53.92%
16 Jun 2008 - 16 Jun 2009	5,585	5.31	00:03:14	78.23%	45.55%
% Change	30.44%	-15.08%	-10.04%	-4.23%	18.37%
Czech Republic					
16 Jun 2009 - 16 Jun 2010	4,186	8.00	00:03:05	73.58%	40.61%
16 Jun 2008 - 16 Jun 2009	3,399	8.32	00:03:41	76.93%	43.16%
% Change	23.15%	-3.83%	-16.42%	-4.36%	-5.90%
Poland					

16 June 2009 - 16 June 2010	4,104	4.80	00:02:06	76.95%	50.85%
16 June 2008 - 16 June 2009	2,199	5.77	00:02:41	82.67%	43.93%
% Change	86.63%	-16.79%	-21.75%	-6.92%	15.76%
India					
16 June 2009 - 16 June 2010	3,382	5.83	00:03:59	74.69%	47.60%
16 June 2008 - 16 June 2009	2,394	6.61	00:04:47	74.56%	44.82%
% Change	41.27%	-11.84%	-16.52%	0.17%	6.21%
Slovakia					
16 June 2009 - 16 June 2010	3,120	6.00	00:02:23	72.50%	44.90%
16 June 2008 - 16 June 2009	1,790	7.19	00:02:58	77.60%	41.51%
% Change	74.30%	-16.56%	-19.66%	-6.57%	8.18%
Germany					
16 June 2009 - 16 June 2010	2,845	5.23	00:02:25	75.82%	45.17%
16 June 2008 - 16 June 2009	1,853	6.74	00:03:24	77.55%	38.80%
% Change	53.53%	-22.41%	-28.95%	-2.23%	16.40%
Hungary					
16 June 2009 - 16 June 2010	2,685	5.64	00:02:29	78.47%	43.54%
16 June 2008 - 16 June 2009	1,948	5.76	00:02:29	82.65%	41.22%
% Change	37.83%	-2.10%	-0.35%	-5.05%	5.62%
Russia					
16 June 2009 - 16 June 2010	1,765	5.18	00:02:56	69.69%	61.42%
16 June 2008 - 16 June 2009	1,117	6.63	00:03:40	77.17%	52.64%
% Change	58.01%	-21.88%	-19.97%	-9.70%	16.67%
Finland					
16 June 2009 - 16 June 2010	1,745	5.74	00:03:25	71.06%	41.78%
16 June 2008 - 16 June 2009	1,394	6.19	00:03:12	71.45%	38.02%
% Change	25.18%	-7.21%	6.72%	-0.54%	9.88%

1 - 10 of 167




Pages on this site were viewed a total of 476,818 times

 **476,818 Pageviews**

Previous: 407,003 (17.15%)

 **225,503 Unique Views**

Previous: 196,590 (14.71%)

 **43.83% Bounce Rate**

Previous: 38.86% (12.81%)

Top Content

Pages	Pageviews	% Pageviews
/image_archive4.htm		
16 Jun 2009 - 16 Jun 2010	44,384	9.31%
16 Jun 2008 - 16 Jun 2009	27,413	6.74%
% Change	61.91%	38.20%
/photo_gallery2.htm		
16 Jun 2009 - 16 Jun 2010	41,092	8.62%
16 Jun 2008 - 16 Jun 2009	33,869	8.32%
% Change	21.33%	3.56%
/image_archive2.htm		
16 Jun 2009 - 16 Jun 2010	38,467	8.07%
16 Jun 2008 - 16 Jun 2009	38,509	9.46%
% Change	-0.11%	-14.73%
/for_sale.htm		
16 Jun 2009 - 16 Jun 2010	32,676	6.85%
16 Jun 2008 - 16 Jun 2009	36,305	8.92%
% Change	-10.00%	-23.17%
/index.htm		
16 Jun 2009 - 16 Jun 2010	28,323	5.94%
16 Jun 2008 - 16 Jun 2009	30,205	7.42%

% Change

-6.23%

-19.96%
