

Site Usage

93,031 Visits

Previous: 82,121 (13.29%)

49.94% Bounce Rate

Previous: 43.83% (13.95%)

433,544 Pageviews

Previous: 476,818 (-9.08%)

00:02:47 Avg. Time on Site

Previous: 00:03:19 (-16.30%)

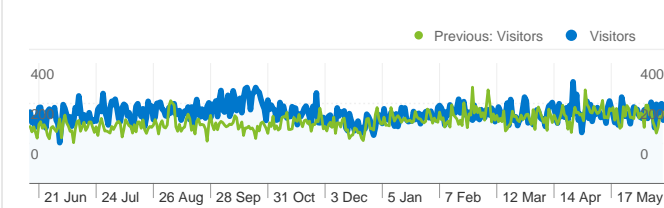
4.66 Pages/Visit

Previous: 5.81 (-19.74%)

71.43% % New Visits

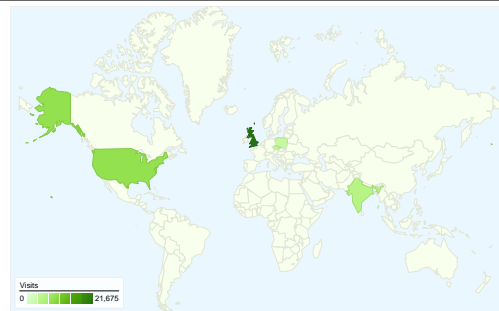
Previous: 68.70% (3.97%)

Visitors Overview

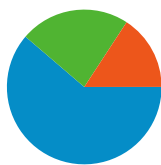


Visitors
68,246

Map Overlay

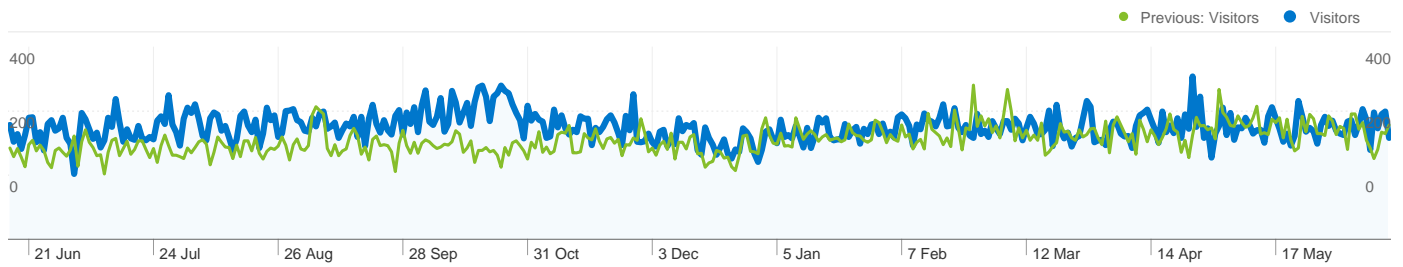


Traffic Sources Overview



- **Search Engines**
56,989.00 (61.26%)
- **Referring Sites**
21,359.00 (22.96%)
- **Direct Traffic**
14,677.00 (15.78%)
- **Other**
6 (0.01%)

Content Overview		
Pages	Pageviews	% Pageviews
/for_sale.htm		
16 Jun 2010 - 16 Jun 2011	38,103	8.79%
16 Jun 2009 - 16 Jun 2010	32,676	6.85%
% Change	16.61%	28.25%
/photo_gallery2.htm		
16 Jun 2010 - 16 Jun 2011	34,788	8.02%
16 Jun 2009 - 16 Jun 2010	41,092	8.62%
% Change	-15.34%	-6.89%
/image_archive2.htm		
16 Jun 2010 - 16 Jun 2011	31,475	7.26%
16 Jun 2009 - 16 Jun 2010	38,467	8.07%
% Change	-18.18%	-10.01%
/image_archive4.htm		
16 Jun 2010 - 16 Jun 2011	29,850	6.89%
16 Jun 2009 - 16 Jun 2010	44,384	9.31%
% Change	-32.75%	-26.03%
/index.htm		
16 Jun 2010 - 16 Jun 2011	29,031	6.70%
16 Jun 2009 - 16 Jun 2010	28,323	5.94%
% Change	2.50%	12.73%



68,246 people visited this site

 **93,031 Visits**

Previous: 82,121 (13.29%)

 **68,246 Absolute Unique Visitors**

Previous: 57,858 (17.95%)

 **433,544 Pageviews**

Previous: 476,818 (-9.08%)

 **4.66 Average Pageviews**

Previous: 5.81 (-19.74%)

 **00:02:47 Time on Site**

Previous: 00:03:19 (-16.30%)

 **49.94% Bounce Rate**

Previous: 43.83% (13.95%)

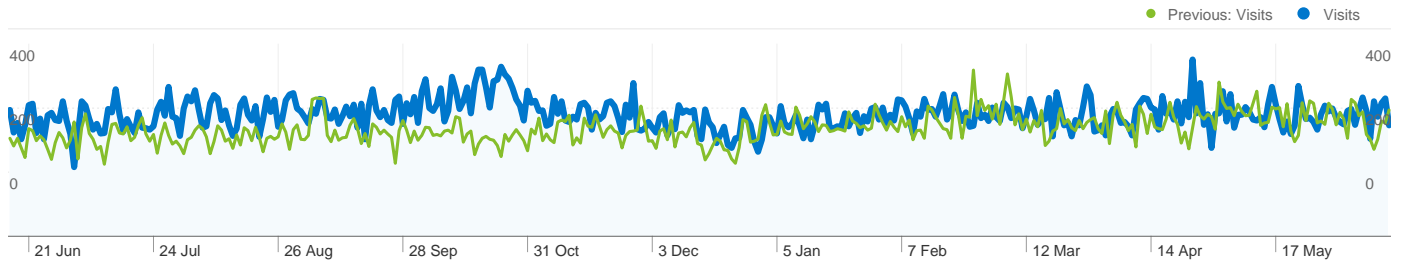
 **71.43% New Visits**

Previous: 68.70% (3.97%)

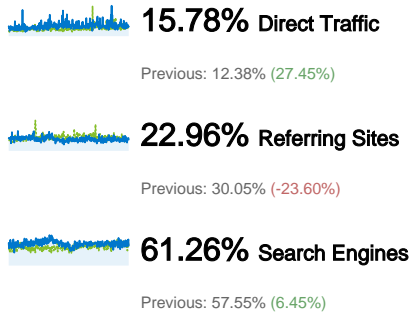
Technical Profile

Browser	Visits	% visits
Internet Explorer		
16 Jun 2010 - 16 Jun 2011	40,384	43.41%
16 Jun 2009 - 16 Jun 2010	40,636	49.48%
% Change	-0.62%	-12.27%
Firefox		
16 Jun 2010 - 16 Jun 2011	30,543	32.83%
16 Jun 2009 - 16 Jun 2010	28,964	35.27%
% Change	5.45%	-6.92%
Chrome		
16 Jun 2010 - 16 Jun 2011	10,816	11.63%
16 Jun 2009 - 16 Jun 2010	4,121	5.02%

% Change	162.46%	131.68%
Safari		
16 Jun 2010 - 16 Jun 2011	5,325	5.72%
16 Jun 2009 - 16 Jun 2010	2,328	2.83%
% Change	128.74%	101.91%
Opera		
16 Jun 2010 - 16 Jun 2011	4,795	5.15%
16 Jun 2009 - 16 Jun 2010	4,906	5.97%
% Change	-2.26%	-13.72%



All traffic sources sent a total of 93,031 visits



- Search Engines**
56,989.00 (61.26%)
- Referring Sites**
21,359.00 (22.96%)
- Direct Traffic**
14,677.00 (15.78%)
- Other**
6 (0.01%)

Top Traffic Sources

Sources	Visits	% visits	Keywords	Visits	% visits
google (organic)			jawa		
16 Jun 2010 - 16 Jun 2011	49,410	53.11%	16 Jun 2010 - 16 Jun 2011	1,544	2.71%
16 Jun 2009 - 16 Jun 2010	40,977	49.90%	16 Jun 2009 - 16 Jun 2010	1,279	2.71%
% Change	20.58%	6.44%	% Change	20.72%	0.11%
(direct) ((none))			jawa owners club		
16 Jun 2010 - 16 Jun 2011	14,677	15.78%	16 Jun 2010 - 16 Jun 2011	809	1.42%
16 Jun 2009 - 16 Jun 2010	10,165	12.38%	16 Jun 2009 - 16 Jun 2010	819	1.73%
% Change	44.39%	27.45%	% Change	-1.22%	-18.09%
search (organic)			cz 1953		
16 Jun 2010 - 16 Jun 2011	1,856	2.00%	16 Jun 2010 - 16 Jun 2011	806	1.41%
16 Jun 2009 - 16 Jun 2010	1,330	1.62%	16 Jun 2009 - 16 Jun 2010	1	> 0.00%
% Change	39.55%	23.18%	% Change	80,500.00%	66,737.37%
bing (organic)			jawa cz		
16 Jun 2010 - 16 Jun 2011	1,583	1.70%	16 Jun 2010 - 16 Jun 2011	780	1.37%
16 Jun 2009 - 16 Jun 2010	1,314	1.60%	16 Jun 2009 - 16 Jun 2010	831	1.76%
% Change	20.47%	6.34%	% Change	-6.14%	-22.16%
yahoo (organic)			jawa motorcycles		
16 Jun 2010 - 16 Jun 2011	1,453	1.56%	16 Jun 2010 - 16 Jun 2011	747	1.31%
16 Jun 2009 - 16 Jun 2010	1,585	1.93%	16 Jun 2009 - 16 Jun 2010	833	1.76%

% Change

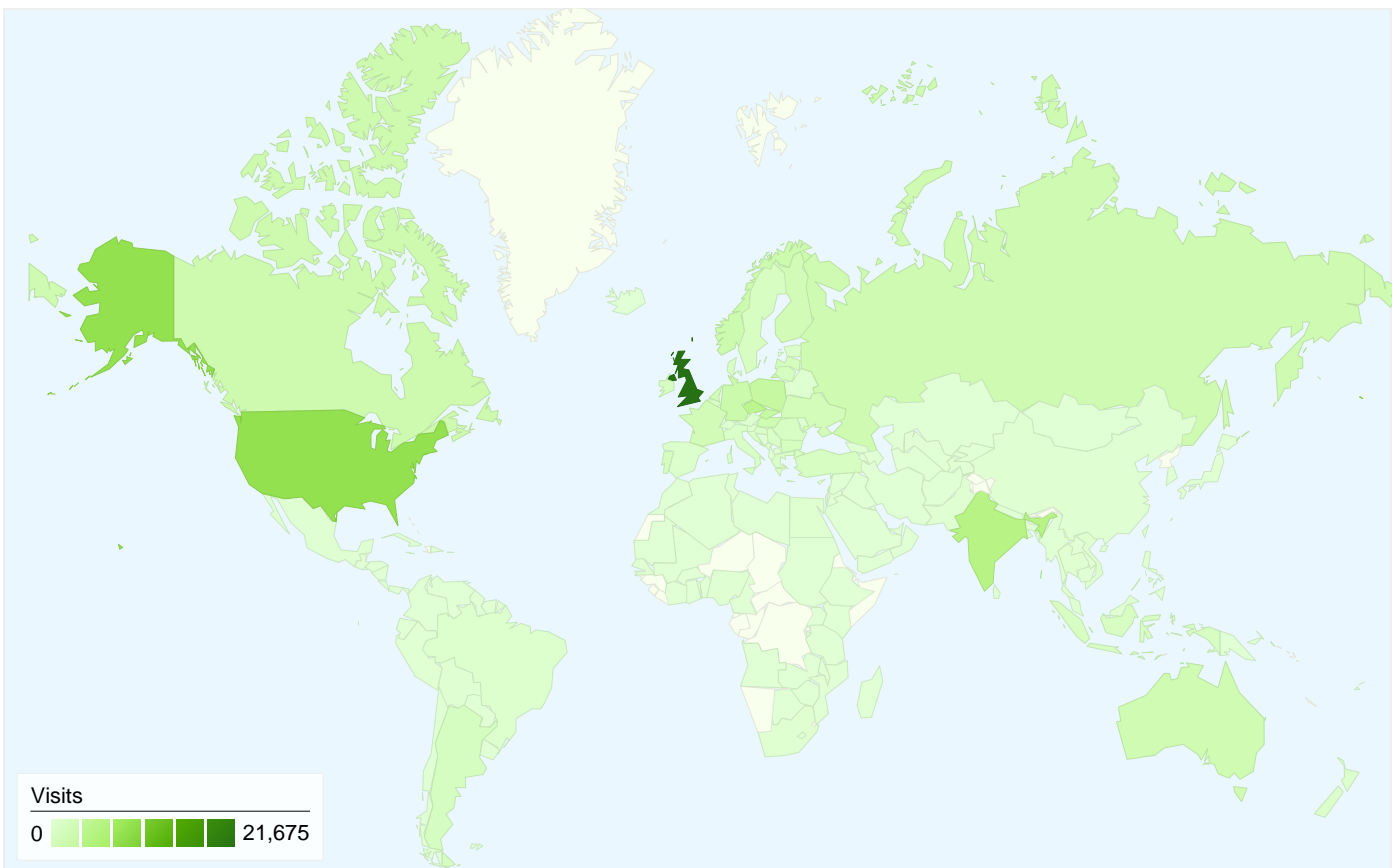
-8.33%

-19.08%

% Change

-10.32%

-25.64%



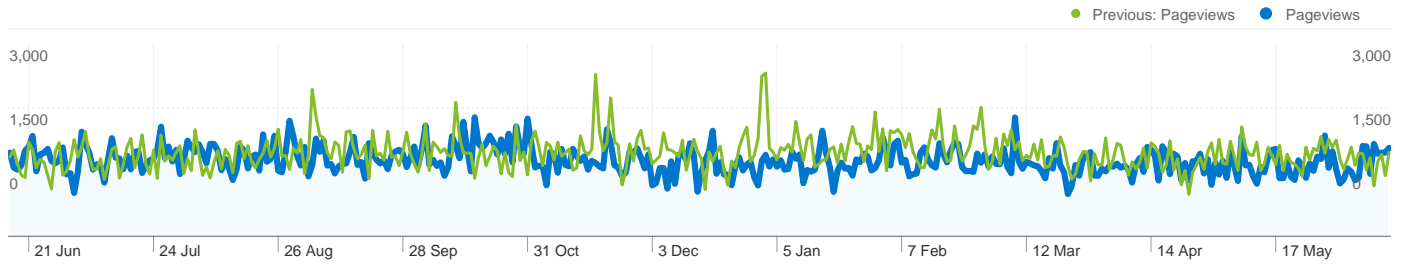
93,031 visits came from 171 countries/territories

Site Usage

Visits	Pages/Visit	Avg. Time on Site	% New Visits	Bounce Rate	
93,031 Previous: 82,121 (13.29%)	4.66 Previous: 5.81 (-19.74%)	00:02:47 Previous: 00:03:19 (-16.30%)	71.56% Previous: 68.82% (3.99%)	49.94% Previous: 43.83% (13.95%)	
Country/Territory	Visits	Pages/Visit	Avg. Time on Site	% New Visits	Bounce Rate
United Kingdom					
16 Jun 2010 - 16 Jun 2011	21,675	5.26	00:03:25	63.23%	39.46%
16 Jun 2009 - 16 Jun 2010	20,565	6.04	00:03:57	56.92%	33.07%
% Change	5.40%	-12.97%	-13.35%	11.10%	19.32%
United States					
16 Jun 2010 - 16 Jun 2011	8,708	4.26	00:03:07	77.77%	51.64%
16 Jun 2009 - 16 Jun 2010	7,285	4.51	00:02:55	74.92%	53.92%
% Change	19.53%	-5.60%	6.87%	3.80%	-4.22%
India					
16 Jun 2010 - 16 Jun 2011	5,110	4.52	00:03:22	79.37%	48.79%
16 Jun 2009 - 16 Jun 2010	3,382	5.83	00:03:59	74.69%	47.60%
% Change	51.09%	-22.54%	-15.72%	6.27%	2.48%
Czech Republic					

16 June 2010 - 16 June 2011	4,371	5.97	00:02:21	73.03%	47.15%
16 June 2009 - 16 June 2010	4,186	8.00	00:03:05	73.58%	40.61%
% Change	4.42%	-25.38%	-23.44%	-0.75%	16.10%
Poland					
16 June 2010 - 16 June 2011	3,342	4.49	00:02:00	81.51%	53.68%
16 June 2009 - 16 June 2010	4,104	4.80	00:02:06	76.95%	50.85%
% Change	-18.57%	-6.35%	-4.97%	5.92%	5.56%
Slovakia					
16 June 2010 - 16 June 2011	3,066	4.95	00:01:51	78.41%	50.26%
16 June 2009 - 16 June 2010	3,120	6.00	00:02:23	72.50%	44.90%
% Change	-1.73%	-17.52%	-22.14%	8.15%	11.93%
Germany					
16 June 2010 - 16 June 2011	2,601	4.19	00:01:57	78.20%	49.25%
16 June 2009 - 16 June 2010	2,845	5.23	00:02:25	75.82%	45.17%
% Change	-8.58%	-19.80%	-18.84%	3.14%	9.04%
Norway					
16 June 2010 - 16 June 2011	2,466	2.77	00:01:25	27.05%	77.29%
16 June 2009 - 16 June 2010	882	6.41	00:04:15	67.23%	41.04%
% Change	179.59%	-56.80%	-66.55%	-59.77%	88.32%
Canada					
16 June 2010 - 16 June 2011	2,305	4.63	00:03:07	64.99%	53.06%
16 June 2009 - 16 June 2010	1,650	5.56	00:03:36	75.21%	49.45%
% Change	39.70%	-16.74%	-13.73%	-13.59%	7.29%
Russia					
16 June 2010 - 16 June 2011	2,272	3.11	00:01:28	58.76%	73.20%
16 June 2009 - 16 June 2010	1,765	5.18	00:02:56	69.69%	61.42%
% Change	28.73%	-39.96%	-50.00%	-15.68%	19.18%

1 - 10 of 171




Pages on this site were viewed a total of 433,544 times

 **433,544 Pageviews**

Previous: 476,818 (-9.08%)

 **219,049 Unique Views**

Previous: 225,503 (-2.86%)

 **49.94% Bounce Rate**

Previous: 43.83% (13.94%)

Top Content

Pages	Pageviews	% Pageviews
/for_sale.htm		
16 Jun 2010 - 16 Jun 2011	38,103	8.79%
16 Jun 2009 - 16 Jun 2010	32,676	6.85%
% Change	16.61%	28.25%
/photo_gallery2.htm		
16 Jun 2010 - 16 Jun 2011	34,788	8.02%
16 Jun 2009 - 16 Jun 2010	41,092	8.62%
% Change	-15.34%	-6.89%
/image_archive2.htm		
16 Jun 2010 - 16 Jun 2011	31,475	7.26%
16 Jun 2009 - 16 Jun 2010	38,467	8.07%
% Change	-18.18%	-10.01%
/image_archive4.htm		
16 Jun 2010 - 16 Jun 2011	29,850	6.89%
16 Jun 2009 - 16 Jun 2010	44,384	9.31%
% Change	-32.75%	-26.03%
/index.htm		
16 Jun 2010 - 16 Jun 2011	29,031	6.70%
16 Jun 2009 - 16 Jun 2010	28,323	5.94%

% Change

2.50%

12.73%
